

# Installation Note

---

## Agilent N5101A Baseband Studio PCI Card Memory Upgrade

---

**NOTE** For the latest revision of this installation note, go to the following website:  
*<http://www.agilent.com/find/basebandstudio>*

---



Part Number N5101-90003  
Printed in USA November 2004



**Notice**

The information contained in this document is subject to change without notice.

Agilent Technologies makes no warranty of any kind with regard to this material, including but not limited to, the implied warranties of merchantability and fitness for a particular purpose. Agilent Technologies shall not be liable for errors contained herein or for incidental or consequential damages in connection with the furnishing, performance, or use of this material.

---

## Agilent N5101A Baseband Studio PCI Card Memory Upgrade

Product Affected: .....	N5101A
Serial Numbers: .....	All
Options: .....	N/A
To Be Performed By: .....	(X) Agilent Technologies Service Center (X) Personnel Qualified by Agilent Technologies (X) Customer
Estimated Installation Time: .....	0.5 hours


### Installation Kit Parts List

Item	Quantity	Description	Part Number
1	1	Installation Note	N5101-90003
2	2	DRAM	N/A


## Install DRAM into PCI Card

1. If the N5101A Baseband Studio PCI card is already installed in the PC, refer to the N5101A Baseband Studio PCI Card Installation Guide, N5101-90001, to remove the PCI card.
2. Locate the PCI card memory slots. Refer to [Figure 1](#) and [Figure 2](#).

**Figure 1** N5101-63010, PCI Card (with PC Card Extender)




**Figure 2** N5101-63001, PCI Card (without PC Card Extender)




3. Align the DRAM card with the PCI card memory slot. Refer to [Figure 3](#)

**Figure 3** DRAM Aligned with PCI Card Memory Slot



4. Press down on the DRAM card until the PCI card memory lock bars lock onto the DRAM. Refer to [Figure 4](#)

**Figure 4**      **DRAM Card Fully Installed**



5. Repeat steps 2 thru 4 to install the second DRAM card.

### **Install the N5101A PCI Card into the PC.**

1. Using the Baseband Studio Quick Start-Installation Guide, N5101-90001, install the N5101A PCI card into your PC. Be sure that the DRAM modules are detected during Step 5 of the System Configuration Wizard.